



SUPERLINE PRO® MODULAR WORKBENCH WITH STAINLESS STEEL/WOODEN WORKTOP ADJUSTABLE HEIGHT

MODEL NO'S: **APMWB50SS, APMWB50W, APMWB60SS, APMWB60W, APMWB72SS, APMWB72W**

Thank you for purchasing a Sealey product. Manufactured to a high standard, this product will, if used according to these instructions, and properly maintained, give you years of trouble free performance.

IMPORTANT: PLEASE READ THESE INSTRUCTIONS CAREFULLY. NOTE THE SAFE OPERATIONAL REQUIREMENTS, WARNINGS & CAUTIONS. USE THE PRODUCT CORRECTLY AND WITH CARE FOR THE PURPOSE FOR WHICH IT IS INTENDED. FAILURE TO DO SO MAY CAUSE DAMAGE AND/OR PERSONAL INJURY AND WILL INVALIDATE THE WARRANTY. KEEP THESE INSTRUCTIONS SAFE FOR FUTURE USE.



Refer to
instructions



Wear eye
protection

1. SAFETY

- ☐ **WARNING!** Ensure Health & Safety, local authority, and general workshop practice regulations are adhered to when using this product.
- ✓ Locate product in a suitable working area.
- ✓ Keep the work area clean, uncluttered and ensure there is adequate lighting.
- ☐ **WARNING!** Use product on level and solid ground, preferably concrete. Avoid tarmac since the product may sink into the surface.
- ✓ Keep the product clean and tidy in accordance with good workshop practice.
- ✓ Keep children and unauthorised persons away from the working area.
- * **DO NOT** use the product for any purpose other than that for which it is designed.
- * **DO NOT** exceed maximum capacity of product.
- * **DO NOT** undertake work on the product without the work piece being adequately secured. Use clamps or a vice (not included) to secure the work piece. Available from your Sealey stockist.
- * **DO NOT** use the product out of doors.
- * **DO NOT** get the product wet or use in damp or wet locations or areas where there is condensation.
- * **DO NOT** clean the product with any solvents which may damage the paint surface or the protective coating.

2. INTRODUCTION

Manufactured from heavy gauge powder coated steel and supplied with a 38mm thick stainless steel/wooden worktop. Height adjustable legs allow the user to set to the ideal working height between 760-1064mm. Modular design enable bench to be modified using back panels and drawer units (sold separately) to create a bespoke workstation.

3. SPECIFICATION

Model no:	APMWB50SS	APMWB50W	APMWB60SS
Nett Weight:	61kg	56kg	70kg
Overall Size (W x D x H):	1263 x 610 x (760-1064mm)	1263 x 610 x (760-1064mm)	1524 x 610 x (760-1064mm)

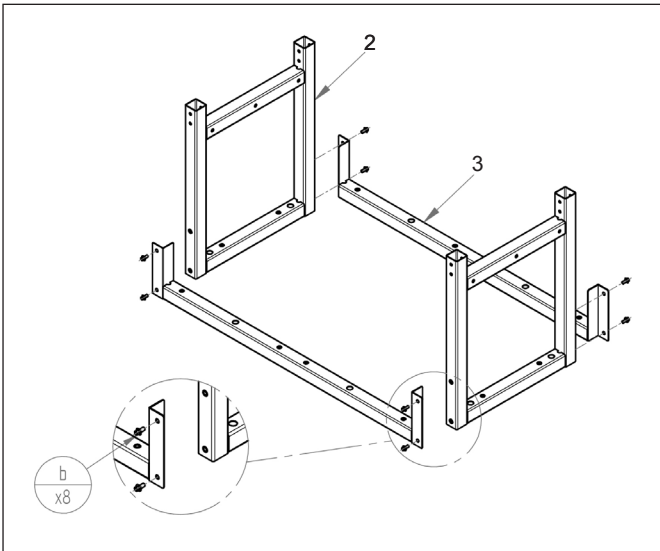
Model no:	APMWB60W	APMWB72SS	APMWB72W
Nett Weight:	64kg	80.7kg	73.5kg
Overall Size (W x D x H):	1524 x 610 x (760-1064mm)	1829 x 610 x (760-1064mm)	1829 x 610 x (760-1064mm)

4. CONTENTS

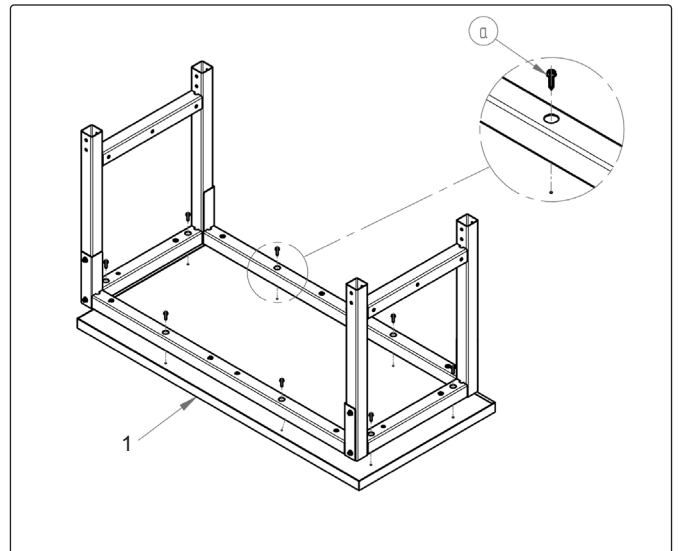
- 4.1. Refer to attached parts list.



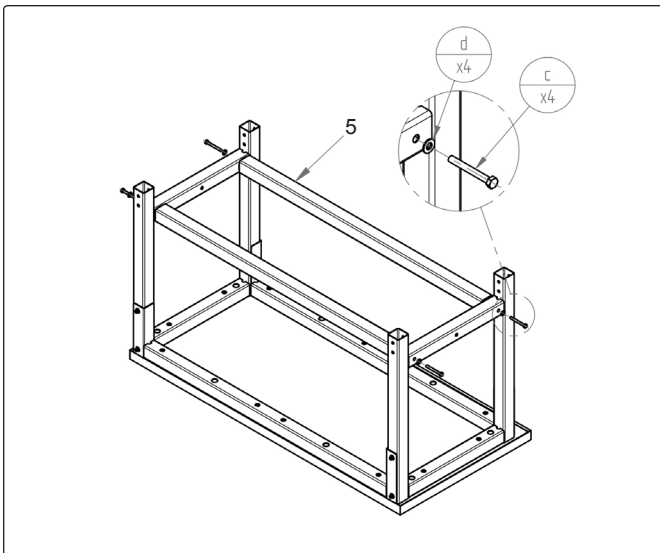
5. ASSEMBLY



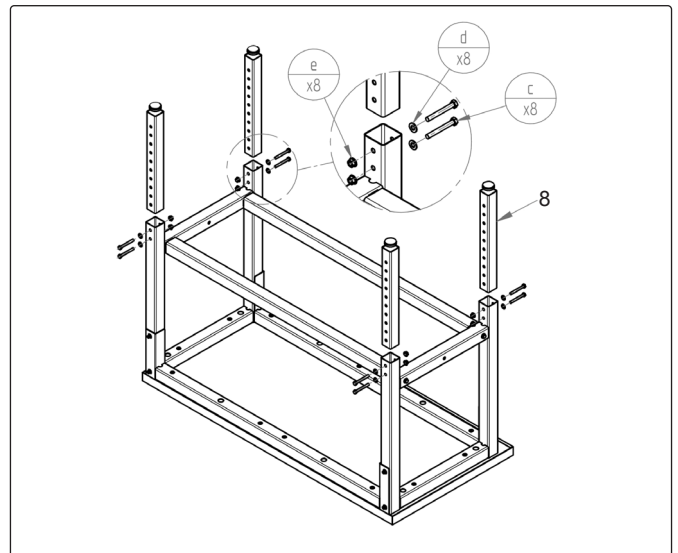
Step 1. Assemble the Support Leg (Upper) 2, and the Front/Rear Support Beam 3 together using supplied hardware.



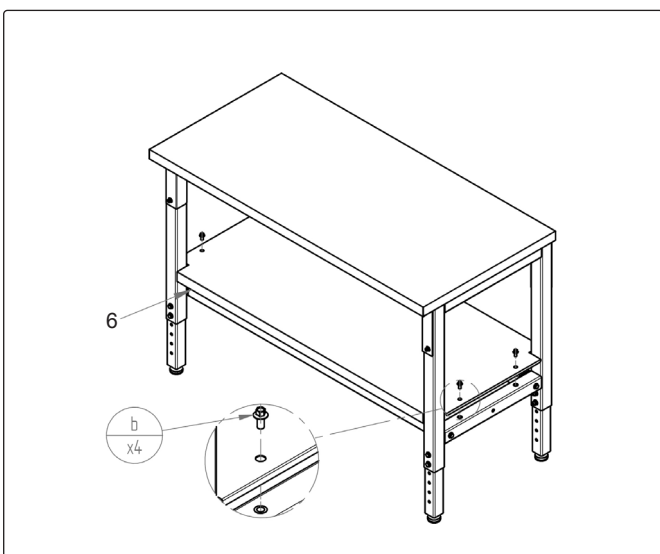
Step 2. Attach Workbench Top 1 to frame using supplied hardware.



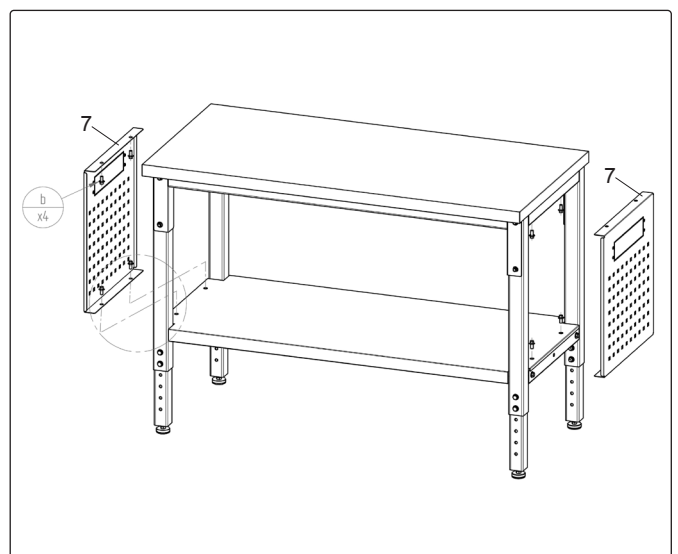
Step 3. Attach both Cross Beam (Centre) 5 to Support legs (Upper) 2 using supplied hardware.



Step 4. Attach all Adjustable Feet (8) to Support legs (2) using supplied hardware.



Step 5. Attach Shelf 6 to Support Legs (Upper) 2 using supplied hardware.



Step 6. Attach Side Panels (7) to Support Legs (2) using supplied hardware.



ENVIRONMENT PROTECTION

Recycle unwanted materials instead of disposing of them as waste. All tools, accessories and packaging should be sorted, taken to a recycling centre and disposed of in a manner which is compatible with the environment. When the product becomes completely unserviceable and requires disposal, drain any fluids (if applicable) into approved containers and dispose of the product and fluids according to local regulations.



REGISTER YOUR
PURCHASE HERE

NOTE: It is our policy to continually improve products and as such we reserve the right to alter data, specifications and component parts without prior notice.

IMPORTANT: No Liability is accepted for incorrect use of this product.

WARRANTY: Guarantee is 60 months from purchase date, proof of which is required for any claim.

Sealey Group, Kempson Way, Suffolk Business Park, Bury St Edmunds, Suffolk. IP32 7AR



01284 757500



sales@sealey.co.uk



www.sealey.co.uk