



SUPERLINE PRO® PEGBOARD BACK PANEL WITH POWER BAR

MODEL NO's: **APMWB50PB, APMWB60PB, APMWB72PB**

Thank you for purchasing a Sealey product. Manufactured to a high standard, this product will, if used according to these instructions, and properly maintained, give you years of trouble free performance.

IMPORTANT: PLEASE READ THESE INSTRUCTIONS CAREFULLY. NOTE THE SAFE OPERATIONAL REQUIREMENTS, WARNINGS & CAUTIONS. USE THE PRODUCT CORRECTLY AND WITH CARE FOR THE PURPOSE FOR WHICH IT IS INTENDED. FAILURE TO DO SO MAY CAUSE DAMAGE AND/OR PERSONAL INJURY AND WILL INVALIDATE THE WARRANTY. KEEP THESE INSTRUCTIONS SAFE FOR FUTURE USE.



Refer to
instructions



Wear eye
protection

1. SAFETY

ELECTRICAL SAFETY

☐ **WARNING!** It is the user's responsibility to check the following:

- ✓ Check all electrical equipment and appliances to ensure that they are safe before using. Inspect power supply leads, plugs and all electrical connections for wear and damage. Sealey recommend that an RCD (Residual Current Device) is used with all electrical products.

Electrical safety information. It is important that the following information is read and understood:

- ✓ Ensure that the insulation on all cables and on the appliance is safe before connecting it to the power supply.
- ✓ Regularly inspect power supply cables and plugs for wear or damage and check all connections to ensure that they are secure.
- IMPORTANT:** Ensure that the voltage rating on the appliance suits the power supply to be used and that the plug is fitted with the correct fuse.
- * **DO NOT** pull or carry the appliance by the power cable.
- * **DO NOT** pull the plug from the socket by the cable.
- * **DO NOT** use worn or damaged cables, plugs or connectors. Ensure that any faulty item is repaired or is replaced immediately by a qualified electrician.

If the cable or plug is damaged during use, switch off the electricity supply and remove from use.

Ensure that repairs are carried out by a qualified electrician.

1.1. GENERAL SAFETY

- ☐ **WARNING!** Ensure Health & Safety, local authority, and general workshop practice regulations are adhered to when using this product.
- ✓ Locate product in a suitable working area.
- ✓ Keep the work area clean, uncluttered and ensure there is adequate lighting.
- ✓ Keep the product clean and tidy in accordance with good workshop practice.
- ✓ Keep children and unauthorised persons away from the working area.
- * **DO NOT** use the product for any purpose other than that for which it is designed.
- * **DO NOT** exceed maximum capacity of product.
- * **DO NOT** use the product out of doors.
- * **DO NOT** get the product wet or use in damp or wet locations or areas where there is condensation.
- * **DO NOT** clean the product with any solvents which may damage the paint surface or the protective coating.

2. INTRODUCTION

Manufactured from heavy gauge powder coated steel and fitted with power bar Sealey Model No. EL34USBB. Perforated pegboard design for quick and easy-access to workshop tools.

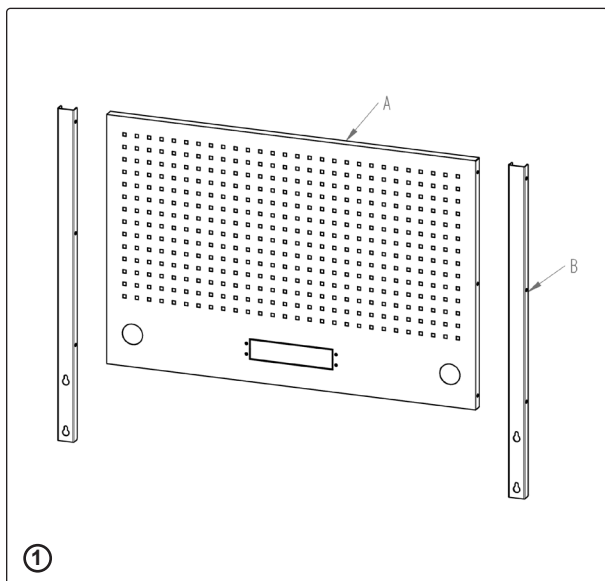
3. SPECIFICATION

Model no:	APMWB50PB	APMWB60PB	APMWB72PB
Nett Weight:	12.43kg	14.03kg	16.13kg
Overall Size (W x D x H):	1238 x 30 x 1014mm	1499 x 30 x 1014mm	1804 x 30 x 1014mm

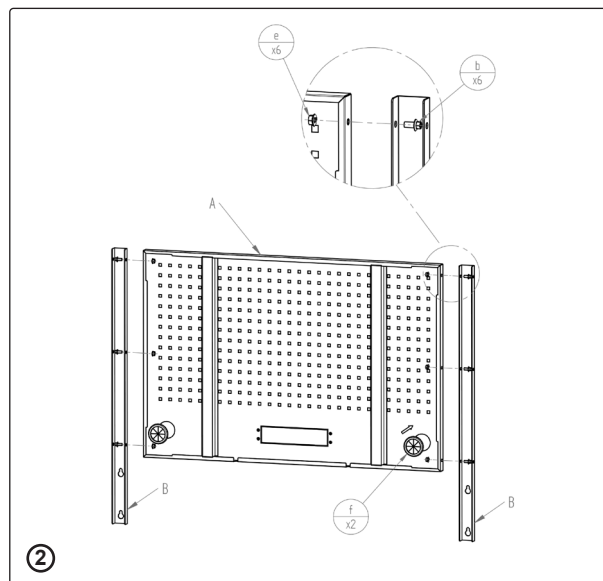
4. CONTENTS

- 4.1. Refer to attached parts list.

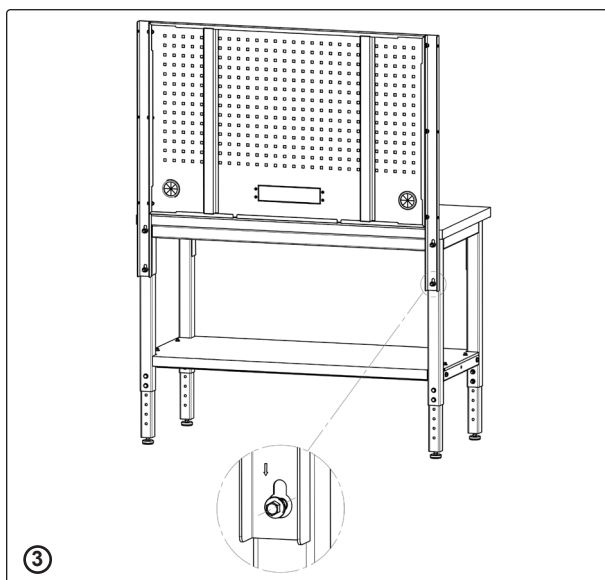
5. ASSEMBLY



Step 1. Align the Pegboard 'A' and Pegboard Support Pillars 'B' – Hold the pegboard against the Support pillars, ensuring the pre-drilled holes align.



Step 2. Insert the supplied Screws and Locking Nuts – Drive screws through the Support Pillars into the Pegboard, as shown in the above illustration making sure they are tight. Insert the 2 Plastic Grommets as shown.



Step 3. Align the Pegboard 'A' assembly up with the back of bench. Align the predrilled holes and screw the pegboard to the bench as illustrated. Tighten bolts to finish.



ENVIRONMENT PROTECTION

Recycle unwanted materials instead of disposing of them as waste. All tools, accessories and packaging should be sorted, taken to a recycling centre and disposed of in a manner which is compatible with the environment. When the product becomes completely unserviceable and requires disposal, drain any fluids (if applicable) into approved containers and dispose of the product and fluids according to local regulations.



REGISTER YOUR
PURCHASE HERE

NOTE: It is our policy to continually improve products and as such we reserve the right to alter data, specifications and component parts without prior notice.

IMPORTANT: No Liability is accepted for incorrect use of this product.

WARRANTY: Guarantee is 60 months from purchase date, proof of which is required for any claim.

Sealey Group, Kempson Way, Suffolk Business Park, Bury St Edmunds, Suffolk. IP32 7AR



01284 757500



sales@sealey.co.uk



www.sealey.co.uk