



15W COB LED SOLAR POWERED RECHARGEABLE PORTABLE FLOODLIGHT

MODEL NO: LEDFL15WS

Thank you for purchasing a Sealey product. Manufactured to a high standard, this product will, if used according to these instructions, and properly maintained, give you years of trouble free performance.

IMPORTANT: PLEASE READ THESE INSTRUCTIONS CAREFULLY. NOTE THE SAFE OPERATIONAL REQUIREMENTS, WARNINGS & CAUTIONS. USE THE PRODUCT CORRECTLY AND WITH CARE FOR THE PURPOSE FOR WHICH IT IS INTENDED. FAILURE TO DO SO MAY CAUSE DAMAGE AND/OR PERSONAL INJURY AND WILL INVALIDATE THE WARRANTY. KEEP THESE INSTRUCTIONS SAFE FOR FUTURE USE.



Refer to instructions

1. SAFETY

- ✓ Inspect the cable and connector for wear and damage to ensure items are safe before connecting to the power supply. If worn or damaged **DO NOT** use.
- ✓ Ensure the lamp is fully charged before initial use.
- ✗ **DO NOT** charge in damp conditions.
- ✗ **DO NOT** turn the lamp on when it is being charged.
- ✗ **DO NOT** shine directly into your, another person's or an animal's eyes.
- ✗ **DO NOT** allow children to use the lamp.
- ✗ **DO NOT** handle or move the lamp whilst it is being charged.
- ✗ **DO NOT** use the lamp if you suspect that the battery or the lamp casing is damaged.
- ✗ **DO NOT** leave battery in a discharged state, recharge battery immediately. Before storage, fully recharge the battery, subsequently recharge the battery at least once every six months of non-use.
- ✗ **DO NOT** attempt to open, disassemble, modify or service the battery pack.
- ✗ **DO NOT** crush, puncture, short external contacts or dispose of in fire or water.
- ✗ **DO NOT** expose to temperatures above 60°C (140°).
- ✓ Replace only with the battery pack designated for this product.
- ✓ Recycle or dispose of used battery as stipulated by local regulation.
- ✓ If the electrolyte in the cells gets on your skin, thoroughly wash with soap and water. If it gets in your eyes, rinse thoroughly with cool water and seek immediate medical attention.
- ✓ Locate the light away from obstructions that block the light from reaching the solar panel such as overhanging tree branches, fences or buildings when charging.

2. INTRODUCTION

1000 Lumen COB LED Portable floodlight with emergency power bank function. Three light settings; high, low and flash setting ideal for illuminating large areas. Floodlight has an adjustable stand and foldable frame for easy storage. Also features carry handle for easy transportation. Dual charging method can be charged using solar panel on the back of the unit or by Micro USB (supplied). Also features battery level indicator. Battery capacity: 3600mAh Li-ion.

3. SPECIFICATION

Model No:..... LEDFL15WS
 Battery:3.7V 3600mAh Li-ion
 Charging Time:.....7hr
 Colour Temperature:7000-8000K
 IP RatingIP44
 LED Qty:2
 LED Type: COB LED
 Lumen Output: 1000 Lumen
 Operating Time:2-4hr
 Power:.....15W
 USB Input/Output:..... 5V (dc) 1A

4. OPERATION

4.1. USING THE LIGHT

- 4.1.1. Turn floodlight 'On' and 'Off' by the switch on the back of the unit (fig.2).
- 4.1.2. The light has three brightness settings low, high flashing. Press the On / Off button once for high, twice for low, and three times for flashing. Pressing the button a fourth time will turn the light off.

4.2. CHARGING THE LIGHT



- ☐ **WARNING!** Ensure that you read, fully understand, and apply the safety instructions before use.





- 4.2.1. Ensure the floodlight is turned 'Off' and then plug the USB lead into the USB socket. Stand the floodlight in a safe location ready to charge.
- 4.2.2. Plug charger into a 5V supply. The power indicator LEDs will flash blue and turn solid in sequence as the battery charges.
- 4.2.3. When full charge has been reached, unplug the USB lead from the supply and then from the floodlight. The floodlight is now ready for use.
Note: The Li-ion battery does not suffer from memory effect and once fully charged the floodlight may be stored for up to 6 months before recharging is required.
- 4.3. **USING THE OUTPUT PORT**
- 4.3.1. Connect the device that requires charging to the back of the light via the output port (fig.2).

5. SOLAR PANEL

- 5.1. Solar panel is integral to the back of the light assembly. In order to maximise the amount of direct sunlight collected adjust the solar panel upwards.

	<p>ENVIRONMENT PROTECTION</p> <p>Recycle unwanted materials instead of disposing of them as waste. All tools, accessories and packaging should be sorted, taken to a recycling centre and disposed of in a manner which is compatible with the environment. When the product becomes completely unserviceable and requires disposal, drain any fluids (if applicable) into approved containers and dispose of the product and fluids according to local regulations.</p>	 <small>REGISTER YOUR PURCHASE HERE</small>
---	---	---




	<p>BATTERY REMOVAL</p> <p>Under the Waste Batteries and Accumulators Regulations 2009, Jack Sealey Ltd are required to inform potential purchasers of products containing batteries (as defined within these regulations), that they are registered with Valpak's registered compliance scheme. Jack Sealey Ltd's Batteries Producer Registration Number (BPRN) is BPRN00705.</p>
---	--

	<p>WEEE REGULATIONS</p> <p>Dispose of this product at the end of its working life in compliance with the EU Directive on Waste Electrical and Electronic Equipment (WEEE). When the product is no longer required, it must be disposed of in an environmentally protective way. Contact your local solid waste authority for recycling information.</p>
---	--

Note: It is our policy to continually improve products and as such we reserve the right to alter data, specifications and component parts without prior notice.

Important: No Liability is accepted for incorrect use of this product.

Warranty: Guarantee is 12 months from purchase date, proof of which is required for any claim.

Sealey Group, Kempson Way, Suffolk Business Park, Bury St Edmunds, Suffolk. IP32 7AR
<div style="display: flex; align-items: center;">  01284 757500 </div> <div style="display: flex; align-items: center;">  sales@sealey.co.uk </div> <div style="display: flex; align-items: center;">  www.sealey.co.uk </div>